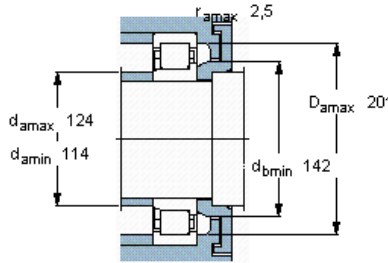

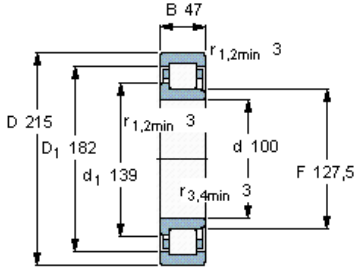


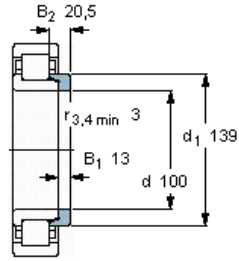
Cylindrical roller bearings, single row

Principal dimensions			Basic load ratings		Designation	Angle ring
d	D	B	dynamic C	static C0	<b>* SKF Explorer bearing</b>	Designation
mm			kN		-	-
<b>100</b>	215	47	450	440	NJ 320 ECJ *	HJ 320 EC



**Calculation factors**

$k_r$  0,15  
 $e$  0,2  $Y$  0,6



HJ 320 EC

Mass kg 0,87